




Arrow®

## Diagnostic and Drainage Products

In trauma situations you need fast, effective solutions at your fingertips

# Arrow® Diagnostic and Drainage Products

- Introduction . . . . . 3
- Arrow-Clarke™ Thoracentesis Catheter . . . . . 4
- Arrow® Paracentesis Kit . . . . . 6
- Drainer® Centesis Catheter . . . . . 7
- Arrow® Pneumothorax Kit . . . . . 8
- Arrow® Percutaneous Cavity Drainage Catheterization . . . . . 10



## Arrow® Diagnostic and Drainage Products Save Time When It Matters Most<sup>1</sup>

In trauma situations, you need fast, effective solutions at your fingertips. Arrow® Diagnostic and Drainage Products are designed to let you perform a variety of procedures with ease and efficiency, to save critical seconds when needed most.

**We offer you a range of options for performing your diagnostic and drainage procedures.**

- Arrow® Pneumothorax Kit for percutaneous aspiration of simple or spontaneous pneumothorax
- Arrow® Large Volume Paracentesis Kit
- Arrow-Clarke™ Thoracentesis Catheter with Pleura-Seal® Valve
- Drainer® Centesis Catheter with reliable aspiration for small volume drainage
- Arrow® Cavity Drainage Catheterization Kit offers a choice of techniques with exclusive Blue FlexTip® Drainage Catheters and advanced internal tip design to facilitate placement

<sup>1</sup> Clarke JM. "A new instrument for thoracentesis." Surgery, Gynecology and Obstetrics. 1984; December; 587-588.

# Arrow-Clarke™ Thoracentesis Catheter

## With Pleura-Seal® Valve

The Arrow-Clarke™ Thoracentesis Catheter is designed to offer protection from air aspiration during needle withdrawal, and engineered for excellent fluid removal.

### The first catheter designed especially for thoracentesis

The Arrow-Clarke™ Thoracentesis Catheter is the first catheter that was designed especially for thoracentesis.<sup>1</sup> It's an easy-to-use, catheter-over-needle design that offers you a choice of two convenient ways to evacuate fluid.

### Incorporates a self-sealing Pleura-Seal® valve

Features a self-sealing valve that closes upon needle removal, a feature designed to help reduce the risk of pneumothorax associated with open catheters and a reliance on thumb or finger occlusion.



### Kit Components:

#### Pleura-Seal™ Valve

self sealing valve closes instantly upon needle removal (no re-entry possible)

#### 3-way Stopcock

close when exchanging for safety

#### Peel-Away Catheter Guard

helps reduce contamination risk during placement

#### Hydrophilic Coating

allows for smoother insertion

#### Depth Marker

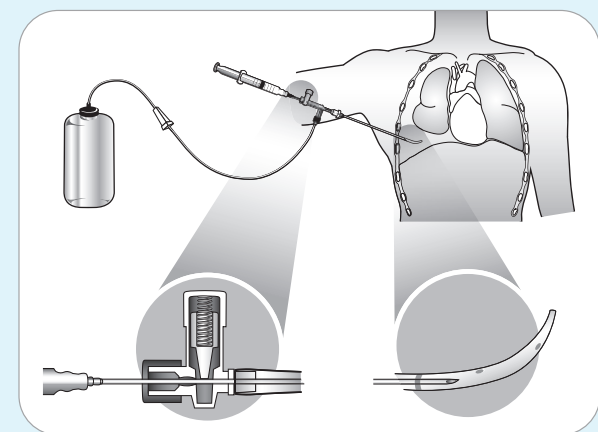
indicating multiple aspiration orifices are distal to this point

#### Assembled Set

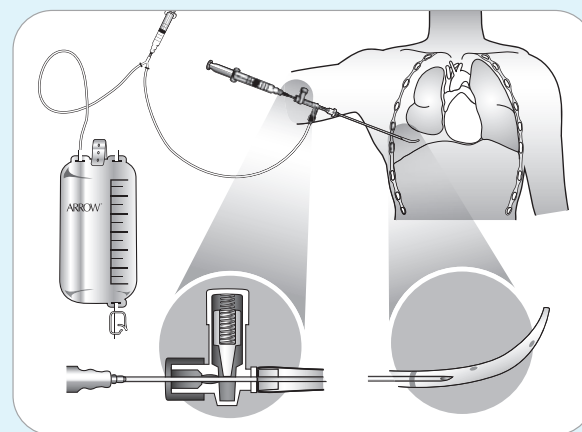
5 mL Luer-Lock Syringe

18 Ga. RW Needle  
fits vacuum bottle

Roller Clamp  
for controlled suction



**Figure 1**  
To remove fluid with a vacuum bottle, the tubing needle and roller clamp should be attached as shown in Figure 1. With the tubing and needle inserted in a vacuum bottle, open the roller clamp until the desired flow is obtained.



**Figure 2**  
To use the syringe, connect tubing and collection bag as shown above. With the stopcock open, withdraw the syringe plunger to aspirate fluid and depress the syringe plunger to expel the fluid through the second one-way valve and into the collection bag. Repeat as necessary.

### Arrow-Clarke™ Pleura-Seal® Thoracentesis Kits

REF.	Product Description	Kit Quantity	
AK-01000	1 Polyurethane Centesis Device: 8 Fr. Catheter over 18 Ga. x 7-1/2" (19 cm) RW Needle with 3-way Stopcock, Self-Sealing Valve and 5 mL Luer-Lock Syringe 1 Injection Needle: SafetyGlide™ 25 Ga. x 1" (2.54 cm) 1 Injection Needle: SafetyGlide™ 22 Ga. x 1-1/2" (3.81 cm) RW 1 Blunt Fill Needle: 18 Ga. x 1-1/2" (3.81 cm) 1 Syringe: 10 mL Luer-Lock 1 Syringe: 50 mL Luer-Lock 2 5 mL 1% Lidocaine HCl Solution 1 3 mL Applicator 2% CHG and 70% IPA Chloraprep® One-Step Solution with Hi-Lite Orange® Tint 3 Vials: Specimen	1 SharpsAway® Disposal Cup 1 SharpsAway II™ Locking Disposal Cup 1 Drape: 18" x 24" with 2-3/4" fenestration, with adhesive 1 Local Anesthetic Component 1 Scalpel: #11 1 Medication Label: 1% Lidocaine 2 Dressing: Adhesive 7.6 cm x 2.5 cm 5 Gauze Pad: 4" x 4" (10 cm x 10 cm) 1 Drainage Bag 1 Tubing Set: Drainage with Roller Clamp and 18 Ga. Needle 1 Tubing Set with Aspiration/Discharge Device	10
AK-01000-J	1 Polyurethane Centesis Device: 8 Fr. Catheter over 18 Ga. x 7-1/2" (19 cm) RW Needle with 3-way Stopcock, Self-Sealing Valve and 5 mL Luer-Lock Syringe 1 Injection Needle: 22 Ga. x 1-1/2" (3.81 cm) 1 Injection Needle: 25 Ga. x 1" (2.54 cm) 1 Syringe: 10 mL Luer-Lock 1 Syringe: 50 mL Luer-Lock 3 Vials: Specimen	1 Drape: 24" x 30" (61 cm x 76 cm) with 4" (10 cm) fenestration, with adhesive 1 Scalpel: #11 2 Dressing: Adhesive 7.6 cm x 2.5 cm 5 Gauze Pad: 4" x 4" (10 cm x 10 cm) 1 Drainage Bag 1 Tubing Set: Drainage with Roller Clamp and 18 Ga. Needle 1 Tubing Set with Aspiration/Discharge Device	10
AK-01000-T	1 FEP Centesis Device: 8 Fr. Catheter over 18 Ga. x 7-1/2" (19 cm) RW Needle with 3-way Stopcock, Self-Sealing Valve 1 Injection Needle: 22 Ga. x 1-1/2" (3.81 cm) 1 Injection Needle: 25 Ga. x 1" (2.54 cm) 1 Blunt Fill Needle: 18 Ga. x 1-1/2" (3.81 cm) 1 Syringe: 10 mL Luer-Lock 1 Syringe: 5 mL Luer-Lock 1 Syringe: 50 mL Luer-Lock 2 5 mL 1% Lidocaine HCl Solution 1 3 mL Applicator 2% CHG and 70% IPA Chloraprep® One-Step Solution with Hi-Lite Orange™ Tint	3 Vials: Specimen 1 Drape: 24" x 30" (61 cm x 76 cm) with 4" (10 cm) fenestration, with adhesive 1 Local Anesthetic Component 1 Scalpel: #11 2 Dressing: Adhesive 7.6 cm x 2.5 cm 5 Gauze Pad: 4" x 4" (10 cm x 10 cm) 1 Drainage Bag 1 Tubing Set: Drainage with Roller Clamp and 18 Ga. Needle 1 Tubing Set with Aspiration/Discharge Device	10

### Arrow-Clarke™ Pleura-Seal® Thoracentesis Set

REF.	Product Description	Quantity
CS-01000	1 Polyurethane Centesis Device: 8 Fr. Catheter over 18 Ga. x 7-1/2" (19 cm) RW Needle with 3-way Stopcock, Self-Sealing Valve and 5 mL Luer-Lock Syringe 1 5 cc syringe 1 disposable scalpel (#11 blade) 1 tubing set with roller clamp and 18G needle (vacuum bottle not included)	10

<sup>1</sup> Clarke JM. "A new instrument for thoracentesis." *Surgery, Gynecology and Obstetrics*. 1984; December; 587-588.

<sup>1</sup> A trademark of Becton, Dickinson and Company.

<sup>2</sup> A registered trademark of CareFusion or one of its subsidiaries.



# Arrow® Paracentesis Kit

Large Volume Abdominal Paracentesis Product with Sharps Safety Features

## Alternative Components Offer Flow Choices

- Rapid flow vacuum bottle tubing can help shorten procedure time while providing control
- Generous selection of components allows for your choice of drainage methods
- Polyurethane catheter with removable introducer needle and 3-way stopcock helps assure patient safety and directed flow
- Comprehensive array of sterile components for immediate use



## Arrow® Large Volume Abdominal Paracentesis Kits


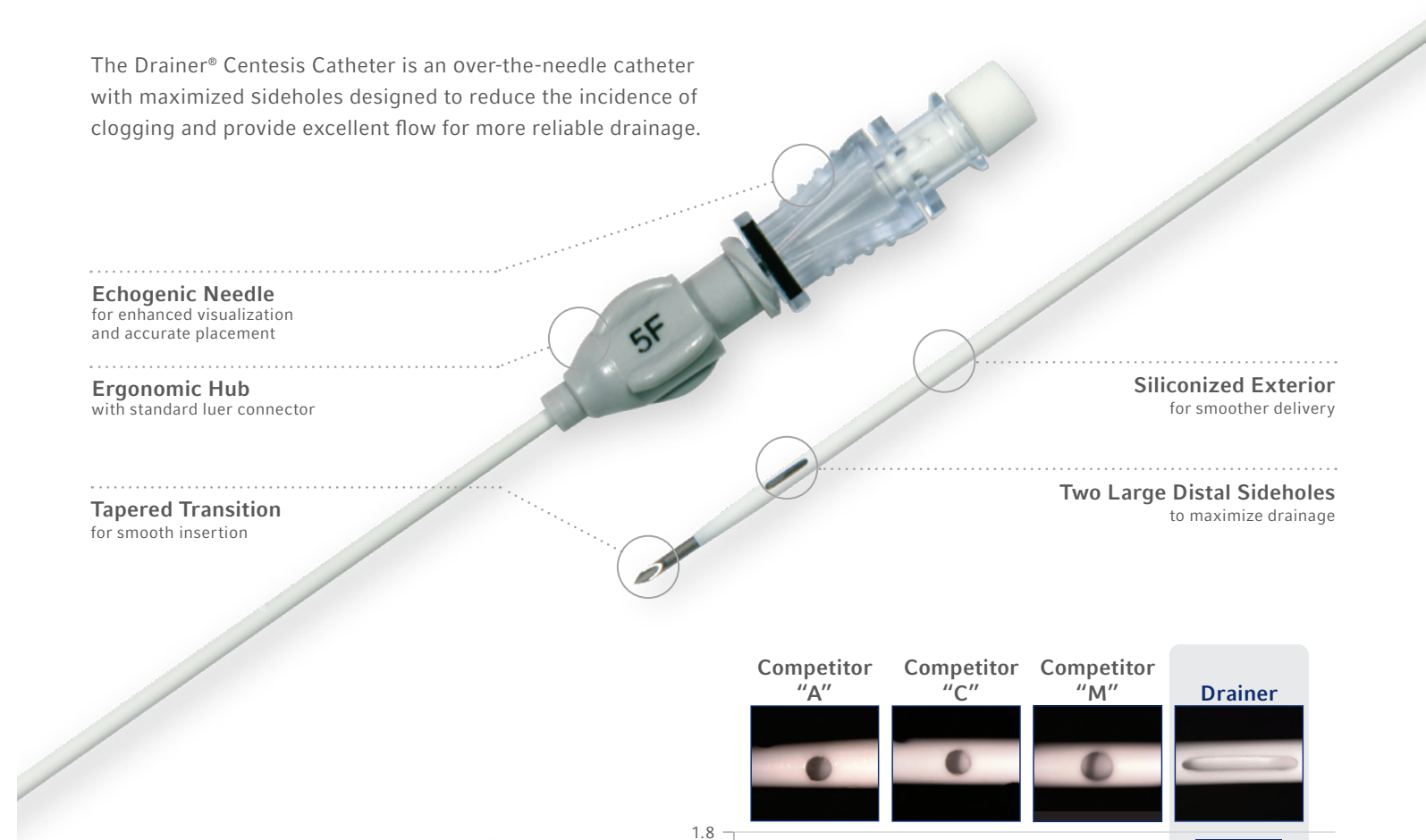
REF.	Product Description	Kit Quantity	
AK-00376	1 Polyurethane Centesis Device: 8 Fr. Catheter over 18 Ga. x 7-1/2" (19 cm) RW Needle with 3-way Stopcock, Self-Sealing Valve and 5 mL Luer-Lock Syringe 1 Introducer Needle: 20 Ga. x 3" (7.62 cm) 2 Injection Needle: 22 Ga. x 1-1/2" (3.81 cm) 1 Injection Needle: 25 Ga. x 1" (2.54 cm) 1 Blunt Fill Needle: 18 Ga. x 1-1/2" (3.81 cm) 1 Syringe: 10 mL Luer-Lock 1 Syringe: 50 mL Luer-Lock 1 3 mL Applicator 2% CHG and 70% IPA Chloraprep® One-Step Solution with Hi-Lite Orange™ Tint 2 5 mL 1% Lidocaine HCl Solution and Alcohol Prep 1 Dust Cap: Non-Vented 1 Vial: Vacutainer (EDTA)	3 Vials: Specimen 1 SharpsAway® Disposal Cup 1 SharpsAway II™ Locking Disposal Cup 1 Drape: 24" x 30" (61 cm x 76 cm) with 4" (10 cm) fenestration, with adhesive 1 Safety Scalpel: #11 3 Label: Specimen Identification 1 Dressing: Adhesive Strip 2.54 cm x 7.62 cm 5 Gauze Pad: 4" x 4" (10 cm x 10 cm) 1 Drainage Bag 1 Tubing Set± with Aspiration/Discharge Device 1 Tubing Set±: Drainage with Roller Clamp	6
ASK-00376-JHH	1 Polyurethane Centesis Device: 8 Fr. Catheter over 18 Ga. x 7-1/2" (19 cm) RW Needle with 3-way Stopcock, Self-Sealing Valve and 5 mL Luer-Lock Syringe 1 Injection Needle: SafetyGlide® 25 Ga. x 1" (2.54 cm) 1 Injection Needle: SafetyGlide® 22 Ga. x 1-1/2" (3.81 cm) RW 1 Blunt Fill Needle: 18 Ga. x 1-1/2" (3.81 cm) 1 Syringe: 10 mL Luer-Lock 1 Syringe: 50 mL Luer-Lock 2 5 mL 1% Lidocaine HCl Solution and Alcohol Prep 1 3 mL Applicator 2% CHG and 70% IPA Chloraprep® One-Step Solution with Hi-Lite Orange™ Tint 1 Dust Cap: Non-Vented 1 Vial: Vacutainer (EDTA)	3 Vials: Specimen 1 SharpsAway® Disposal Cup 1 SharpsAway II™ Locking Disposal Cup 1 Drape: 18" x 24" with 2-3/4" fenestration, with adhesive 1 Safety Scalpel #11 1 Medication Label: 1% Lidocaine 3 Label: Specimen Identification 2 Dressing: Adhesive Strip 2.54 cm x 7.62 cm 1 Dressing: Adhesive 5 Gauze Pad: 4" x 4" (10 cm x 10 cm) 1 Tubing±: 18" Extension with Adapter 1 Drainage Bag 1 Tubing Set± with Aspiration/Discharge Device	6

<sup>1</sup> Occupational Exposure to Bloodborne Pathogens; Needlestick and Other Sharps Injuries. 66 Federal Register 5317 (2001)(Codified at 29 CFR-1910.1030).  
<sup>2</sup> Tomkins DP, Van Der Walt JH. Needleless and Sharp-Free Anaesthesia. Anaesthesia and Intensive Care. 1996;24:164-7.

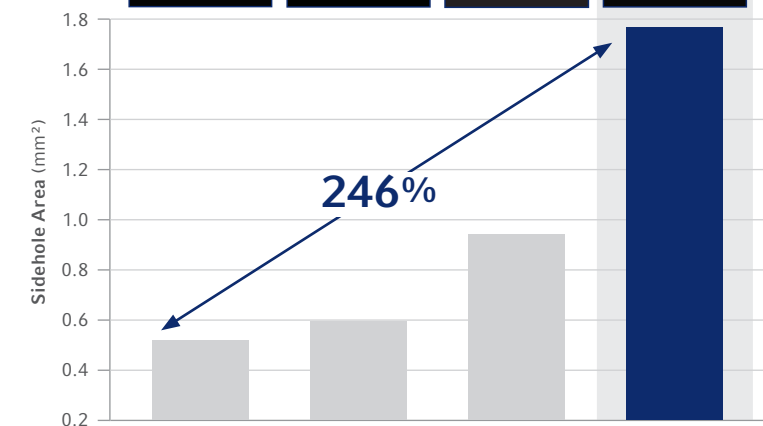
# Drainer® Centesis Catheter

Reliable Aspiration for Small Volume Drainage

The Drainer® Centesis Catheter is an over-the-needle catheter with maximized sideholes designed to reduce the incidence of clogging and provide excellent flow for more reliable drainage.



**Up to 246% Larger Distal Sideholes** than Competitive 5F Centesis Catheters\*



5F catheters, images at 2X magnification.

\*The sidehole area of one sample 5F size centesis catheter was measured using a light microscope and calibrated image measurement system. Data on file. Bench test results are not necessarily indicative of clinical performance.

Model	Catheter Size	Catheter Length	Needle Size	Needle Length	Needle Tip	Box Quantity
8809	4F	9cm	21G	11cm	Echogenic	10
8810	5F	9cm	19G	11cm	Echogenic	10
8811	6F	9cm	17G	11cm	Echogenic	10
8812	5F	15cm	19G	17cm	Echogenic	10

Packaged in quantities of 10 units per box. Individual units are not sold separately.

The Drainer centesis catheter is intended for use in percutaneous fluid aspirations and small volume drainage procedures.

# Arrow® Pneumothorax Kit

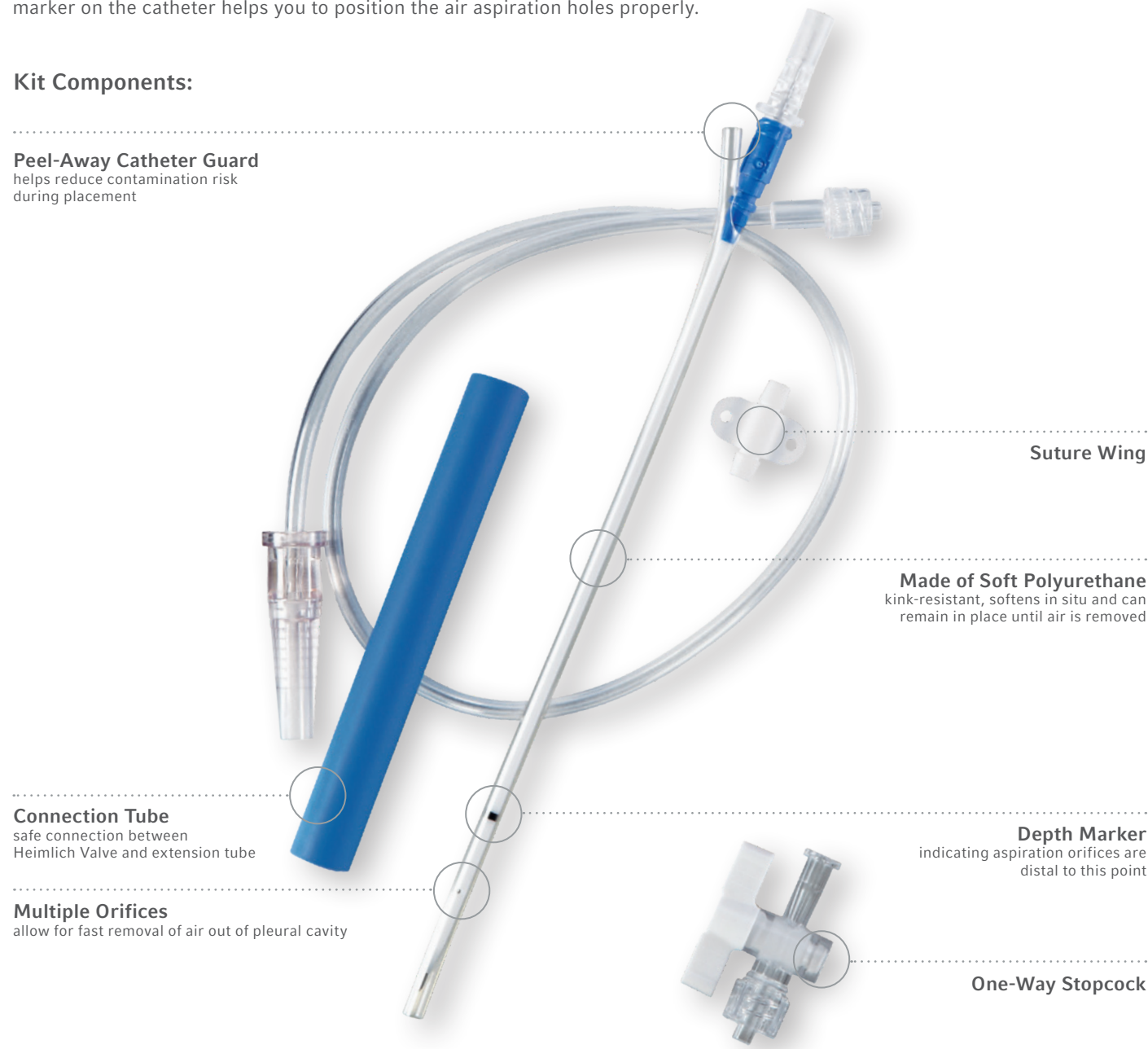
For percutaneous aspiration of simple or spontaneous pneumothorax

Arrow® Pneumothorax Kits offer a percutaneous method of treating pneumothorax and restoring proper lung function, rather than the traditional trocar chest tube method.

Kits contain an 8 Fr. polyurethane catheter-over-needle device and syringe. The catheter is inserted percutaneously in a procedure that is both easy to learn and easy to perform. By indicating position relative to their skin, the depth marker on the catheter helps you to position the air aspiration holes properly.

## Kit Components:

**Peel-Away Catheter Guard**  
helps reduce contamination risk during placement



Assembled Kit

## Arrow® Pneumothorax Kit

REF.	Product Description	Kit Quantity	
AK-01500	1 Catheter: 8 Fr. x 6.44" (16 cm) Radiopaque over 18 Ga. RW Pneumothorax Needle 1 Injection Needle: 22 Ga. x 1-1/2" (3.81 cm) 1 Injection Needle: 25 Ga. x 1" (2.54 cm) 1 Blunt Fill Needle: 18 Ga. x 1-1/2" (3.81 cm) 1 Syringe: 10 mL Luer-Lock 1 Syringe: 5 mL Luer-Slip 2 5 mL 1% Lidocaine HCl Solution 1 3 mL Applicator 2% CHG and 70% IPA ChloroPrep® One-Step Solution with Hi-Lite Orange™ Tint 1 SecondSite™ Adjustable Hub: Fastener 1 SecondSite™ Adjustable Hub: Catheter Clamp	1 SharpsAway™ Disposal Cup 1 SharpsAway II™ Locking Disposal Cup 1 Extension Tube 1 Drape: 24" x 30" (61 cm x 76 cm) with 4" (10 cm) fenestration, with adhesive 1 Safety Scalpel: #11 1 Stopcock: 1-way 2 Dressing: Adhesive 7.6 cm x 2.5 cm 5 Gauze Pad: 4" x 4" (10 cm x 10 cm) 1 Suture: 2-0 Silk with Straight Needle 1 Extension tubing with Adapter 1 Heimlich Valve	5
ASK-01500-JCM	1 8 Fr. x 6.44" (16 cm) Radiopaque over 18 Ga. RW Pneumothorax Needle 1 Injection Needle: SafetyGlide® 25 Ga. x 1" (2.54 cm) 1 Injection Needle: SafetyGlide® 22 Ga. x 1-1/2" (3.81 cm) RW 1 Blunt Fill Needle: 18 Ga. x 1-1/2" (3.81 cm) 1 Syringe: 10 mL Luer-Lock 1 Syringe: 5 mL Luer-Slip 1 5 mL 1% Lidocaine HCl Solution and Alcohol Prep (non-sterile solution) 1 3 mL Applicator 2% CHG and 70% IPA ChloroPrep® One-Step Solution with Hi-Lite Orange™ Tint 1 SecondSite™ Adjustable Hub: Fastener 1 SecondSite™ Adjustable Hub: Catheter Clamp	1 SharpsAway II™ Locking Disposal Cup 1 SharpsAway® Disposal Cup 1 Extension Tube 1 Drape: 24" x 30" (61 cm x 76 cm) with 4" (10 cm) fenestration, with adhesive 1 Safety Scalpel: #11 1 Stopcock: 2-way 2 Dressing: Adhesive 7.6 cm x 2.5 cm 5 Gauze Pad: 4" x 4" (10 cm x 10 cm) 1 Suture: 2-0 Silk with Straight Needle 1 Tubing±: 18" Extension with Adapter 1 Heimlich Valve	5
AI-01500-E	1 Catheter: 8 Fr. x 6.44" (16 cm) Radiopaque over 18 Ga. RW Pneumothorax Needle 1 Syringe: 5 mL Luer-Slip 1 SecondSite™ Adjustable Hub: Fastener 1 SecondSite™ Adjustable Hub: Catheter Clamp	1 Extension Tube 1 Scalpel: #11 1 Stopcock: 1-way 1 Tubing±: 18" Extension with Adapter 1 Heimlich Valve	5

## Arrow® Pneumothorax Set For Use With a Water Seal System (Does Not Contain Heimlich Valve)

REF.	Product Description	Set Quantity	
ASK-01500	1 8 Fr. x 6.44" (16 cm) Radiopaque over 18 Ga. RW Pneumothorax Needle 1 Injection Needle: 25 Ga. x 1" (2.54 cm) 1 Injection Needle: 22 Ga. x 1-1/2" (3.81 cm) 1 Blunt Fill Needle: 18 Ga. x 1-1/2" (3.81 cm) 1 Syringe: 10 mL Luer-Lock 1 Syringe: 5 mL Luer-Slip 1 5 mL 1% Lidocaine HCl Solution and Alcohol Prep 1 3 mL Applicator 2% CHG and 70% IPA ChloroPrep® One-Step Solution with Hi-Lite Orange™ Tint 1 SecondSite™ Adjustable Hub: Fastener 1 SecondSite™ Adjustable Hub: Catheter Clamp	1 SharpsAway® Disposal Cup 1 SharpsAway II™ Locking Disposal Cup 1 Extension Tube 1 Drape: 24" x 30" (61 cm x 76 cm) with 4" (10 cm) fenestration, with adhesive 1 Safety Scalpel: #11 1 Stopcock: 2-way 2 Dressing: Adhesive 7.6 cm x 2.5 cm 5 Gauze Pad: 4" x 4" (10 cm x 10 cm) 1 Suture: 2-0 Silk with Straight Needle 1 Tubing±: 18" Extension with Adapter	5



# Arrow® Percutaneous Cavity Drainage Catheterization Kits

Offers an exclusive Blue FlexTip® and unique internal tip design to improve placement

With the 14 Fr. Arrow® percutaneous cavity drainage catheterization kit, you can use the Seldinger technique to place the catheter for drainage. With its Blue FlexTip® and unique internal tip design, this polyurethane catheter helps make placement easier.

### Larger tapered connecting hub

Allows you to hook up to most “universal” drainage extension line connectors.

### Side arm with flow control clamp

Provides flow control for infusions, such as sclerosing agents into the chest cavity after drainage is completed in the treatment of malignant pleural effusions.

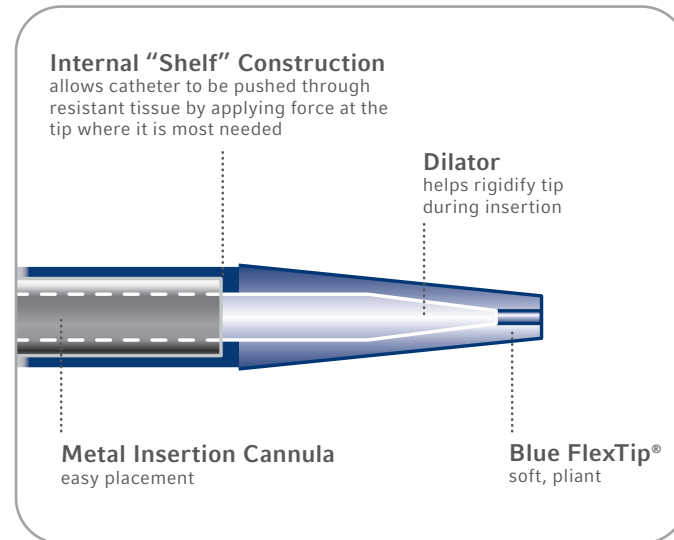
### Blue FlexTip® for ease of placement

Blue FlexTip® drainage catheters feature a unique internal tip design to help make insertion easier. The tip design permits you to use the metal insertion cannula to push the catheter through resistant tissue and to apply the insertion force at the tip, where you need it most.

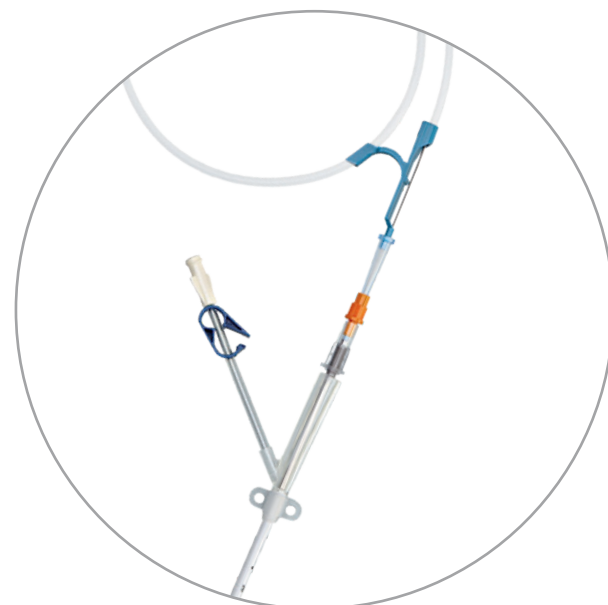
Teleflex offers you a choice of straight and curved catheters, depending on the anatomy involved. To further aid placement, all components, including the catheter, have centimeter markings and the catheter body is radiopaque for easier visualisation.

### Seldinger technique made simpler with the Arrow® Raulerson syringe system

By using the Raulerson syringe, Arrow® Advancer, and cm-marked spring-wire guide included in the kit, the wire guide can be inserted directly into the hollow plunger/barrel, through the introducer needle, and into the cavity. And the Raulerson syringe also serves as a fluid container to help protect the clinician from exposure to bodily fluids.



Unique internal tip design



Assembled Device

### Kit Components:

**Sealing Plug**

**Side-arm with Clamp**  
allows for irrigation

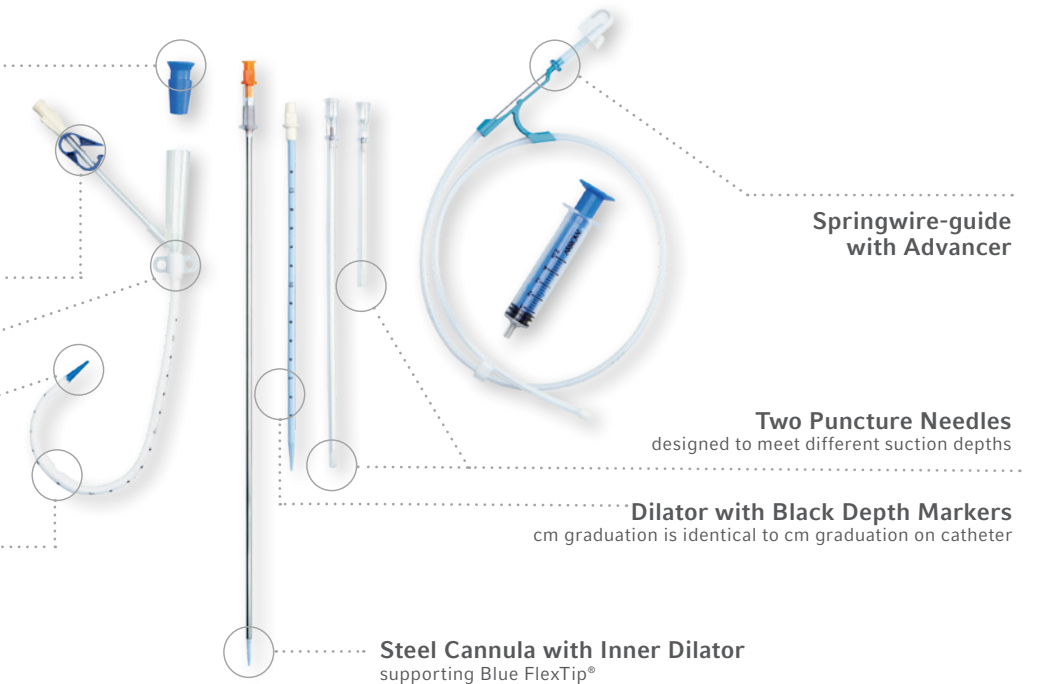
**Fixation Wings**

**Blue FlexTip®**  
allowing for atraumatic insertion

**Large Multiple Orifices**  
allow for high capacity cavity drainage

**Black Depth Markers**  
centimeter markings for easy positioning

**Curved Shape**  
designed to prevent the catheter from being aspirated against the cavity wall



### Arrow® Percutaneous Cavity Drainage Catheterization Kits - Curved and Straight

REF.	Product Description	Kit Quantity	
AK-01600	1 Drainage Catheter with Blue FlexTip® Curved: 14 Fr. x 9” (23 cm) Radiopaque Polyurethane with Integral Extension Line, Extension Line Clamp, Side Holes, Integral Suture Wing 1 Spring-Wire Guide, Marked: .035” (0.89 mm) dia. x 26-3/4” (68 cm) (Straight Soft Tip on One End - “J” Tip on Other) with Arrow Advancer 1 Injection Needle: 22 Ga. x 1-1/2” (3.81 cm) 1 Injection Needle: 25 Ga. x 1” (2.54 cm) and 3 mL Luer-Lock Syringe 1 Straightening Needle: 11 Ga. x 10.50” (26.7 cm) 1 Introducer Needle: 18 Ga. x 6-1/2” (16.5 cm) TW 1 Introducer Needle: 18 Ga. x 1-1/2” (3.81 cm) XTW 1 Introducer Needle: 18 Ga. x 2-1/2” (6.35 cm) XTW 1 Blunt Fill Needle: 18 Ga. x 1-1/2” (3.81 cm) 1 Arrow® Raulerson Spring-Wire Introduction Syringe: 5 mL	1 Tissue Dilator 7 Fr x 12-1/2” 1 Tissue Dilator 12 Fr x 7” 1 3 mL Applicator 2% CHG and 70% IPA Chloraprep® One-Step Solution with Hi-Lite Orange™ Tint 2 5 mL 1% Lidocaine HCl Solution 1 Dust Cap: Non-Vented 1 Fastener: Catheter Clamp 1 Drape: 24” x 30” (61 cm x 76 cm) with 4” (10 cm) fenestration, with adhesive 1 Scalpel: #11 2 Prep Sponge Swab 4 Gauze Pad: 4” x 4” (10 cm x 10 cm) 1 Suture: 3-0 Nylon with Straight Needle 1 Adapter Plug	5
AK-01601	1 Drainage Catheter with Blue FlexTip® Straight: 14 Fr. x 9” (23 cm) Radiopaque Polyurethane with Integral Extension Line, Extension Line Clamp, Side Holes, Integral Suture Wing 1 Spring-Wire Guide, Marked: .035” (0.89 mm) dia. x 26-3/4” (68 cm) (Straight Soft Tip on One End - “J” Tip on Other) with Arrow Advancer 1 Injection Needle: 22 Ga. x 1-1/2” (3.81 cm) 1 Injection Needle: 25 Ga. x 1” (2.54 cm) and 3 mL Luer-Lock Syringe 1 Straightening Needle: 11 Ga. x 10.50” (26.7 cm) 1 Introducer Needle: 18 Ga. x 6-1/2” (16.5 cm) TW 1 Introducer Needle: 18 Ga. x 1-1/2” (3.81 cm) XTW 1 Introducer Needle: 18 Ga. x 2-1/2” (6.35 cm) XTW 1 Blunt Fill Needle: 18 Ga. x 1-1/2” (3.81 cm) 1 Arrow® Raulerson Spring-Wire Introduction Syringe: 5 mL	1 Tissue Dilator 7 Fr x 12-1/2” 1 Tissue Dilator 12 Fr x 7” 1 3 mL Applicator 2% CHG and 70% IPA Chloraprep® One-Step Solution with Hi-Lite Orange™ Tint 2 5 mL 1% Lidocaine HCl Solution 1 Dust Cap: Non-Vented 1 Fastener: Catheter Clamp 1 Drape: 24” x 30” (61 cm x 76 cm) with 4” (10 cm) fenestration, with adhesive 1 Scalpel: #11 2 Prep Sponge Swab 4 Gauze Pad: 4” x 4” (10 cm x 10 cm) 1 Suture: 3-0 Braided Silk with Straight Needle 1 Adapter Plug	5

### Arrow® Percutaneous Cavity Drainage Catheterization Set - Curved

REF.	Product Description	Kit Quantity	
AI-01600	1 Drainage Catheter with Blue FlexTip® Curved: 14 Fr. x 9” (23 cm) Radiopaque Polyurethane with Integral Extension Line, Extension Line Clamp, Side Holes, Integral Suture Wing 1 Spring-Wire Guide, Marked: .035” (0.89 mm) dia. x 26-3/4” (68 cm) (Straight Soft Tip on One End - “J” Tip on Other) with Arrow Advancer 1 Straightening Needle: 11 Ga. x 10.50” (26.7 cm) 1 Introducer Needle: 18 Ga. x 6-1/2” (16.5 cm) TW	1 Introducer Needle: 18 Ga. x 2-1/2” (6.35 cm) XTW 1 Arrow® Raulerson Spring-Wire Introduction Syringe: 5 mL 1 Tissue Dilator 7 Fr x 12-1/2” 1 Tissue Dilator 12 Fr x 7” 1 Scalpel: #11 1 Adapter Plug	5

Teleflex is a global provider of medical technologies designed to improve the health and quality of people's lives. We apply purpose-driven innovation – a relentless pursuit of identifying unmet clinical needs – to benefit patients and healthcare providers. Our portfolio is diverse, with solutions in the fields of vascular and interventional access, surgical, anesthesia, cardiac care, urology, emergency medicine and respiratory care. Teleflex employees worldwide are united in the understanding that what we do every day makes a difference. For more information, please visit [teleflex.com](http://teleflex.com).

Teleflex is the home of Arrow®, Deknatel®, Hudson RCI®, LMA®, Pilling®, Rüsçh®, UroLift®, and Weck® – trusted brands united by a common sense of purpose.

### Corporate Office

Phone +1 610 225 6800, 550 E. Swedesford Road, Suite 400, Wayne, PA 19087, USA

### Regional Offices

**United States:** Phone +1 919 544 8000, Toll Free 866 246 6990, [cs@teleflex.com](mailto:cs@teleflex.com), 3015 Carrington Mill Boulevard, Morrisville, NC 27560, USA

**Latin America:** Phone +1 919 433 4999, [la.cs@teleflex.com](mailto:la.cs@teleflex.com), 3015 Carrington Mill Boulevard, Morrisville, NC 27560, USA

**International:** Phone +353 (0)9 06 46 08 00, [orders.intl@teleflex.com](mailto:orders.intl@teleflex.com), Teleflex Medical Europe Ltd., IDA Business and Technology Park, Dublin Road, Athlone, Co Westmeath, Ireland

**Australia** 1300 360 226

**Austria** +43 (0)1 402 47 72

**Belgium** +32 (0)2 333 24 60

**Canada** +1 (0)800 387 9699

**China (Shanghai)** +86 (0)21 6060 7000

**China (Beijing)** +86 (0)10 6418 5699

**Czech Republic** +420 (0)495 759 111

**France** +33 (0)5 62 18 79 40

**Germany** +49 (0)7151 691 3004

**Greece** +30 210 67 77 717

**India** +91 (0)80 4093 4790

**Italy** +39 0362 58911

**Japan** +81 (0)3 6632 3600

**Korea** +82 2 536 7550

**Mexico** +52 55 5002 3500

**Netherlands** +31 (0)88 00 215 00

**New Zealand** 0800 601 100

**Poland** +48 22 4624032

**Portugal** +351 225 491 051

**Singapore** (SEA non-direct sales countries) +65 6439 3000

**Slovak Republic** +421 (0)3377 254 28

**South Africa** +27 (0)11 807 4887

**Spain** +34 91 198 84 31

**Switzerland** +41 (0)31 818 40 90

**United Kingdom** +44 (0)1494 53 27 61

**For more information, please visit [teleflex.com](http://teleflex.com)**

Please see the Instructions for Use for a complete listing of the indications, contraindications, warnings and precautions. Information in this material is not a substitute for the product Instructions for Use.

**Caution:** Federal Law (U.S.A.) restricts this device to sale by or on the order of a physician.

*Alcohol, acetone, and polyethylene glycol can weaken polyurethane. Care should therefore be taken when using high concentrations of alcohol or acetone during routine catheter care and maintenance. Please see the Instructions for Use for a complete listing of the warnings and precautions. Information in this material is not a substitute for the product Instructions for Use.*

ChloraPrep and Hi-Lite Orange are registered trademarks of Carefusion 2200, Inc.

Teleflex, the Teleflex logo, Arrow, Arrow-Clarke, Blue FlexTip, Deknatel, Drainer, Hudson RCI, LMA, Pilling, Pleura-Seal, Rüsçh, SharpsAway, SharpsAway II, UroLift, and Weck are trademarks or registered trademarks of Teleflex Incorporated or its affiliates, in the U.S. and/or other countries. All other trademarks are trademarks of their respective owners.

Information in this material is not a substitute for the product Instructions for Use. Not all products may be available in all countries. Please contact your local representative. Revised: 12/2020.

© 2020 Teleflex Incorporated. All rights reserved. MC-006078 Rev 0